

# CATALOGO BATTERIE

"BLITZ" BATTERY POWER

**blitz**power  
HYBRID TECHNOLOGY INSIDE



2012-2013

# BLITZ Power



Codice Catalogue No.	Capacità Capacity (Ah)	Voltaggio Voltage (V)	Spunto Cold cranking performance (A)EN	Dimensioni (mm) Dimensions (mm)	Polarità Scheme of connections	Terminali Terminals	Fissaggio alla base Base hold down	Indicatore di carica Charge indicator	Monoblocco tipo Box type
540109036	40	12	360		0	1	B13	---	LB1
545008036	45	12	360		0	1	B03	---	L0
545058036	45	12	360		1	1	B13	---	L1
545059036	45	12	360		0	1	B13	---	L1
550059042	50	12	420		0	1	B13	---	L1
550109045	50	12	450		0	1	B13	---	LB1
555060045	55	12	450		0	1	B13	---	L1
560018048	60	12	480		1	1	B13	---	L2
560019055	60	12	550		0	1	B13	---	LB2
560059048	60	12	480		0	1	B13	---	L2
562059050	62	12	500		0	1	B13	---	L2

# BLITZ Power

Codice Catalogue No.	Capacità Capacity (Ah)	Voltaggio Voltage (V)	Spunto Cold cranking performance (A)EN	Dimensioni (mm) Dimensions (mm)	Polarità Scheme of connections	Terminali Terminals	Fissaggio alla base Base hold down	Indicatore di carica Charge indicator	Monoblocco tipo Box type
566059057	66	12	570		0	1	B13	---	L2
570037057	70	12	570		1	1	B13	---	L3
570038057	70	12	570		0	1	B13	---	L3
572018068	72	12	680		0	1	B13	---	LB3
575018075	75	12	750		0	1	B13	---	LB3
578038072	78	12	720		0	1	B13	---	L3
585018085	85	12	850		0	1	B13	---	LB4
588038080	88	12	800		0	1	B13	---	L3
590037080	90	12	800		1	1	B13	---	L5
590038080	90	12	800		0	1	B13	---	L5
592035085	92	12	850		0	1	B13	---	L4
592034085	92	12	850		1	1	B13	---	L4
600038085	100	12	850		0	1	B13	---	L5

## BLITZ Power

Codice Catalogue No.	Capacità Capacity (Ah)	Voltaggio Voltage (V)	Spunto Cold cranking performance (A)EN	Dimensioni (mm) Dimensions (mm)	Polarità Scheme of connections	Terminali Terminals	Fissaggio alla base Base hold down	Indicatore di carica Charge indicator	Monoblocco tipo Box type
600037085	100	12	850		1	1	B1	---	L5
600032064	100	12	640		0	1	B01	---	GR28
600033064	100	12	640		1	1	B01	---	GR28
605032074	105	12	740		0	1	B01	---	GR28
605033074	105	12	740		1	1	B01	---	GR28
610038095	110	12	950		0	1	B13	---	L5
610042095	110	12	950		0	1	B13	---	L6


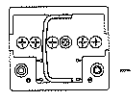
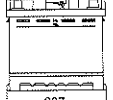
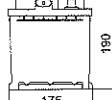
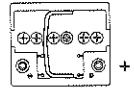

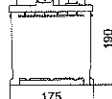
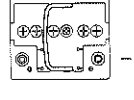

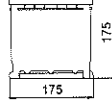
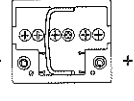

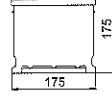
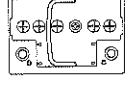
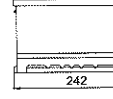
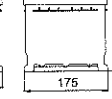
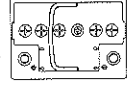

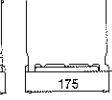
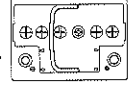

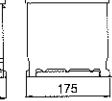
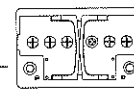

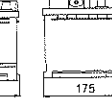
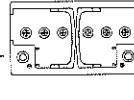

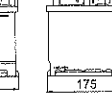
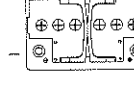
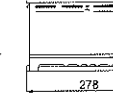





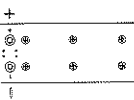

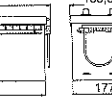
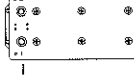

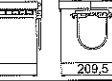
## BLITZ Power Asian

540020030	40	12	300		0	3	B00	---	NS40
540022030	40	12	300		1	3	B00	---	NS40
545051036	45	12	360		1	3	B00	---	NS60
545084036	45	12	360		0	3	B00	---	NS60

# BLITZ Power Truck



Codice Catalogue No.	Capacità Capacity (Ah)	Voltaggio Voltage (V)	Spunto Cold cranking performance (A)EN	Dimensioni (mm) Dimensions (mm)	Polarità Scheme of connections	Terminali Terminals	Fissaggio alla base Base hold down	Indicatore di carica Charge indicator	Monoblocco tipo Box type
615041089	115	12	890		0	1	B01	---	D2.52.16
625041077	125	12	770		0	1	B00	----	COMPACT90
625043077	125	12	770		0	1	B01	---	D2.52.16
635034080	135	12	800		3	1	B00	----	Typ A
635035080	135	12	800		4	1	B03	----	MAC110
655032085	155	12	850		3	1	B00	----	Typ B
670032105	170	12	1050		3	1	B00	----	Typ B
670089105	170	12	1050		4	1	B03	----	Typ B
685032115	185	12	1150		3	1	B00	---	Typ B
710018130	210	12	1300		3	1	B00	---	Typ C
730018135	230	12	1350		3	1	B00	----	Typ C

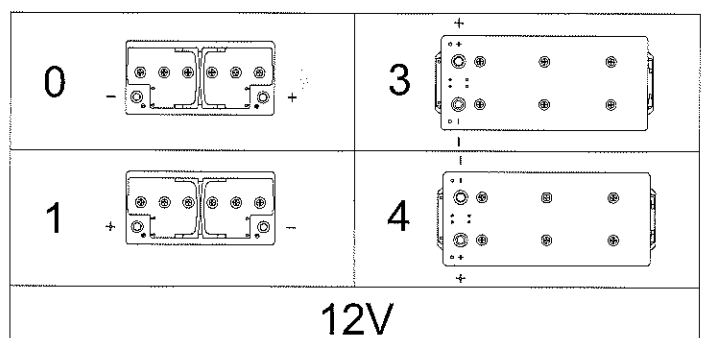
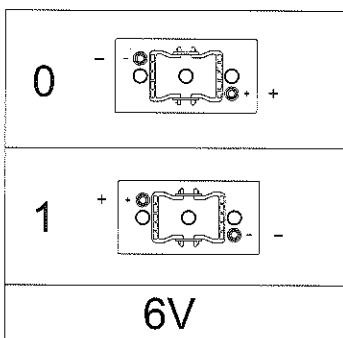
BLITZ Power S 											
Codice Catalogue No.	Capacità Capacity (Ah)	Voltaggio Voltage (V)	Spunto Cold cranking performance (A)EN	Dimensioni (mm) Dimensions (mm)			Polarità Scheme of connections	Terminali Terminals	Fissaggio alla base Base hold down	Indicatore di carica Charge indicator	Monoblocco tipo Box type
850058045	50	12	450				1	1	B13	X	L1
850059045	50	12	450				0	1	B13	X	L1
850108045	50	12	450				1	1	B13	X	LB1
850109045	50	12	450				0	1	B13	X	LB1
860019055	60	12	550				0	1	B13	X	LB2
860058057	60	12	570				1	1	B13	X	L2
860059057	60	12	570				0	1	B13	X	L2
875018075	75	12	750				0	1	B13	X	LB3
885035085	85	12	850				0	1	B13	X	LB4
885078080	85	12	800				0	1	B13	X	L3
910038095	110	12	950				0	1	B13	X	L5
BLITZ Power Truck S 											
945034085	145	12	850				3	1	B00	X	Typ A
990032120	190	12	1200				3	1	B00	X	Typ B

# VOYAGER

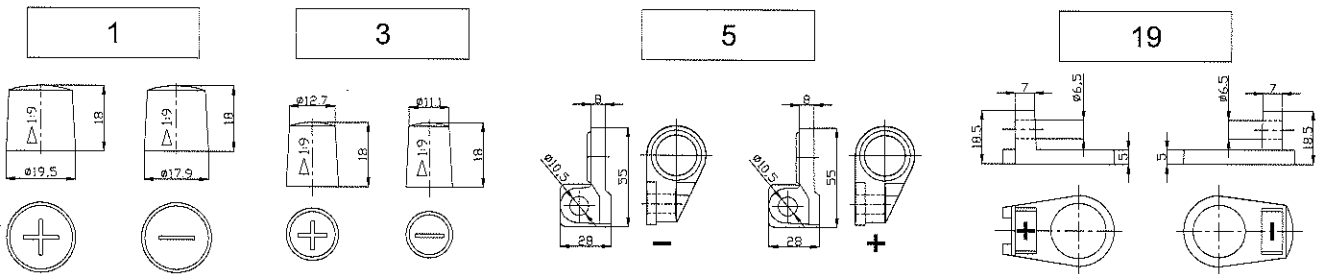


Codice Catalogue No.	Capacità Capacity (Ah)	Voltaggio Voltage (V)	Dimensioni (mm) Dimensions (mm)	Polarità Scheme of connections	Terminali Terminals	Fissaggio alla base Base hold down	Indicatore di carica Charge indicator	Monoblocco tipo Box type
575-800	60/75/85	12		0	1	B13	X	L3
590-800	75/90/100	12		0	1	B13	X	L5

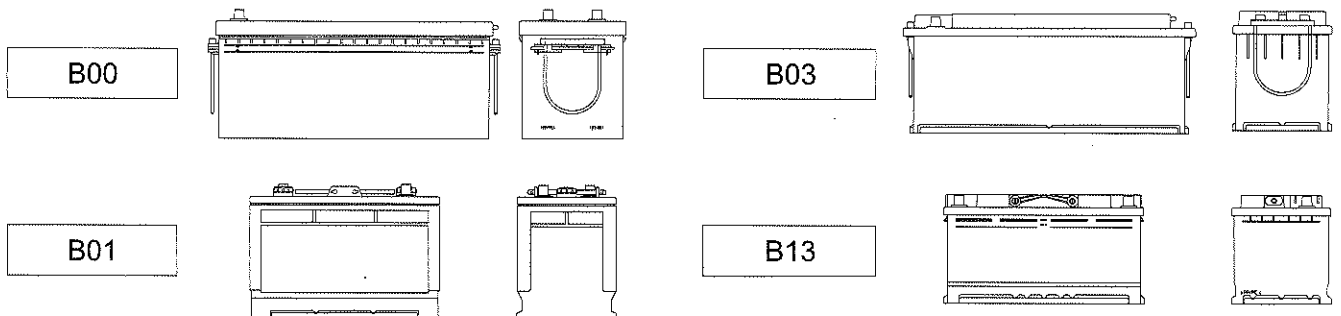
## POLARITÀ - SCHEME OF CONNECTIONS



## TERMINALI - TERMINALS



## FISSAGGIO ALLA BASE - BASE HOLD DOWN





3 Effe Group s.r.l. - V. Albertini 36 C/O GROSS ANCONA M16

tel. +39 0712867380/1 - fax +39 071 2869063

info@3effegroup.it - www.3effegroup.it

**3Effe**<sup>®</sup>  
GROUP